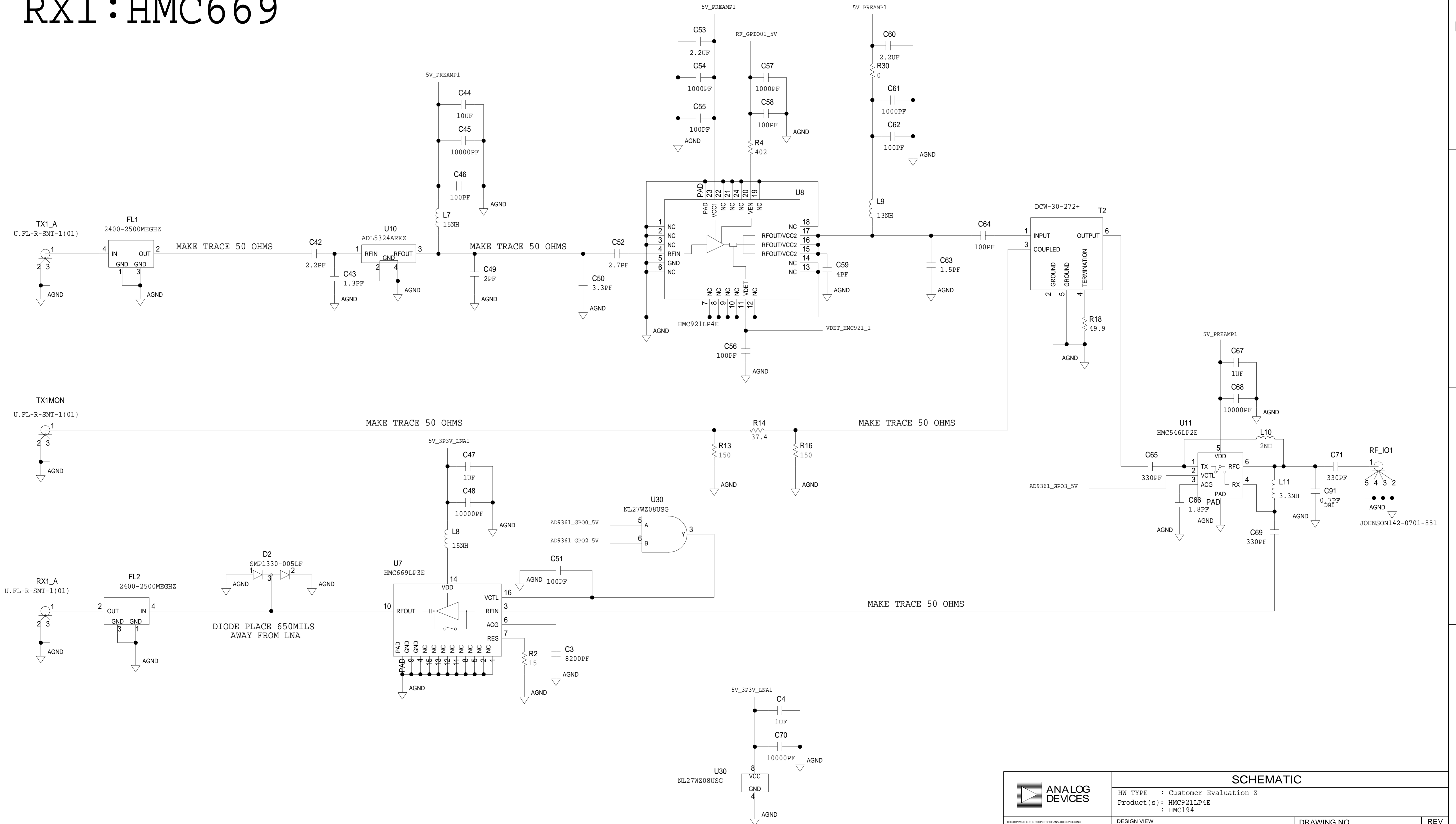


TX1: ADL5324 / HMC921

RX1: HMC669

REVISIONS			
REV	DESCRIPTION	DATE	APPROVED

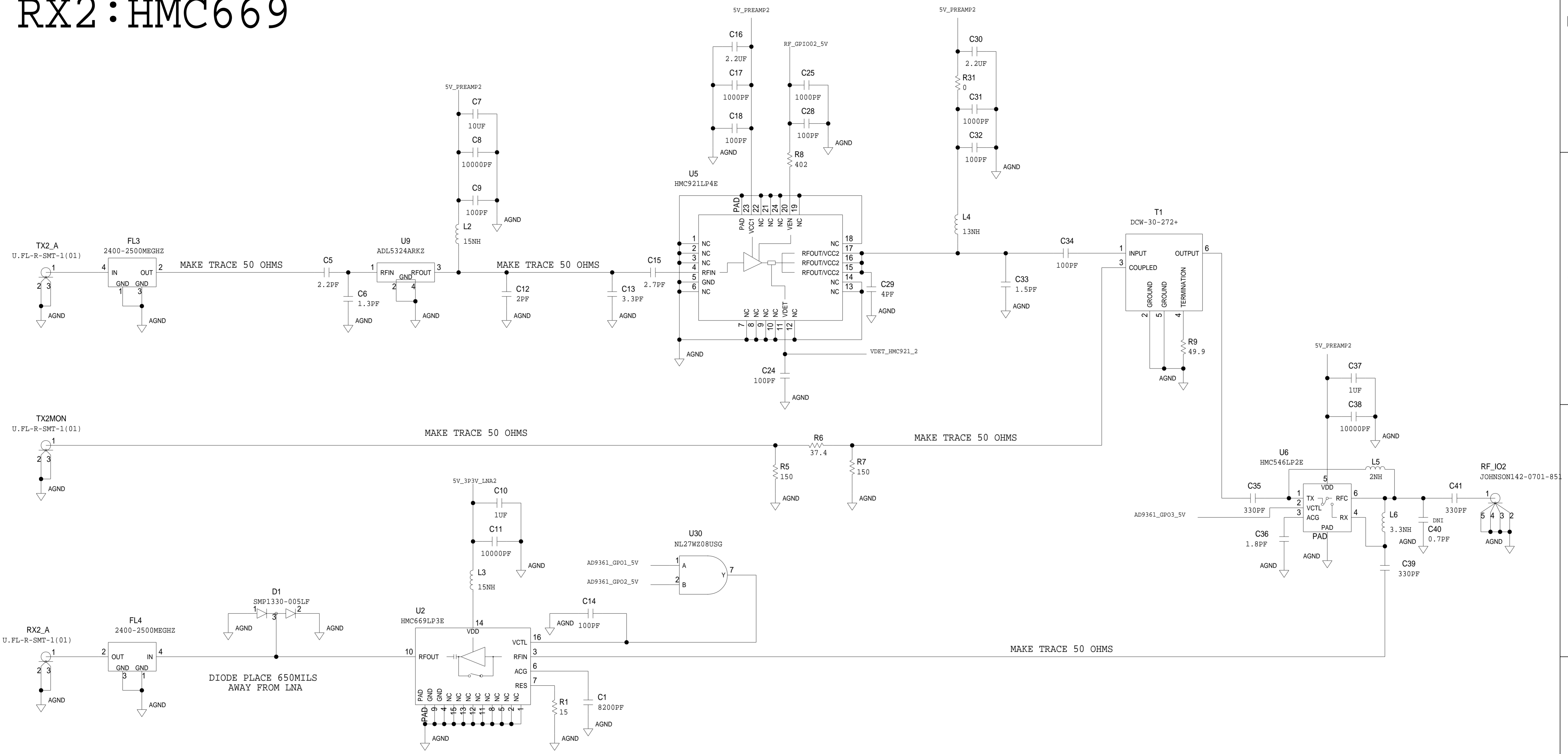


	SCHEMATIC		
	HW TYPE : Customer Evaluation Z Product(s) : HMC921LP4E : HMC194		
	DESIGN VIEW <DESIGN_VIEW>	DRAWING NO. 02_040367	REV C
	PTD ENGINEER C. ELKHOURY	SIZE D	SCALE 1:1
		SHEET 2 OF 4	

TX2: ADL5324 / HMC921

RX2: HMC669

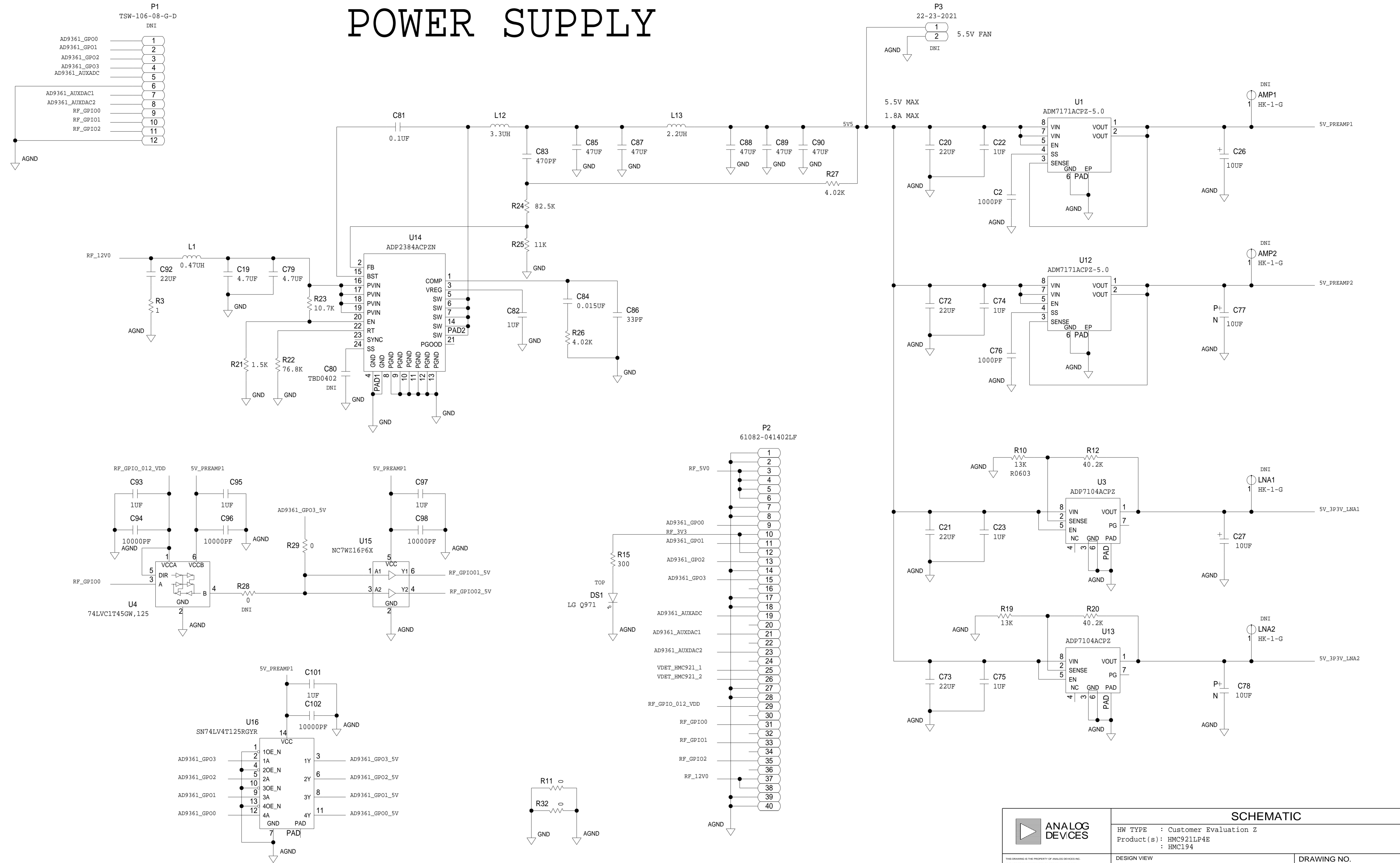
REVISIONS			
REV	DESCRIPTION	DATE	APPROVED



	SCHEMATIC		
	HW TYPE : Customer Evaluation Z Product(s) : HMC921LP4E : HMC194		
	DESIGN VIEW <DESIGN_VIEW>	DRAWING NO. 02_040367	REV C
	PTD ENGINEER C. ELKHOURY	SIZE D	SCALE 1:1
		SHEET 3 OF 4	

REVISIONS			
REV	DESCRIPTION	DATE	APPROVED

POWER SUPPLY



	SCHEMATIC		
	HW TYPE : Customer Evaluation Z Product(s) : HMC921LP4E : HMC194		
DESIGN VIEW <DESIGN_VIEW>	DRAWING NO. 02_040367	REV C	
PTD ENGINEER C. ELKHOURY	SIZE D	SCALE 1:1	SHEET 4 OF 4

THIS DRAWING IS THE PROPERTY OF ANALOG DEVICES INC. IT IS NOT TO BE REPRODUCED OR COPIED IN WHOLE OR IN PART, OR USED IN FURNISHING INFORMATION TO OTHERS, OR FOR ANY OTHER PURPOSE DETRIMENTAL TO THE INTERESTS OF ANALOG DEVICES. THE EQUIPMENT SHOWN HEREIN MAY BE PROTECTED BY PATENTS OWNED OR CONTROLLED BY ANALOG DEVICES.