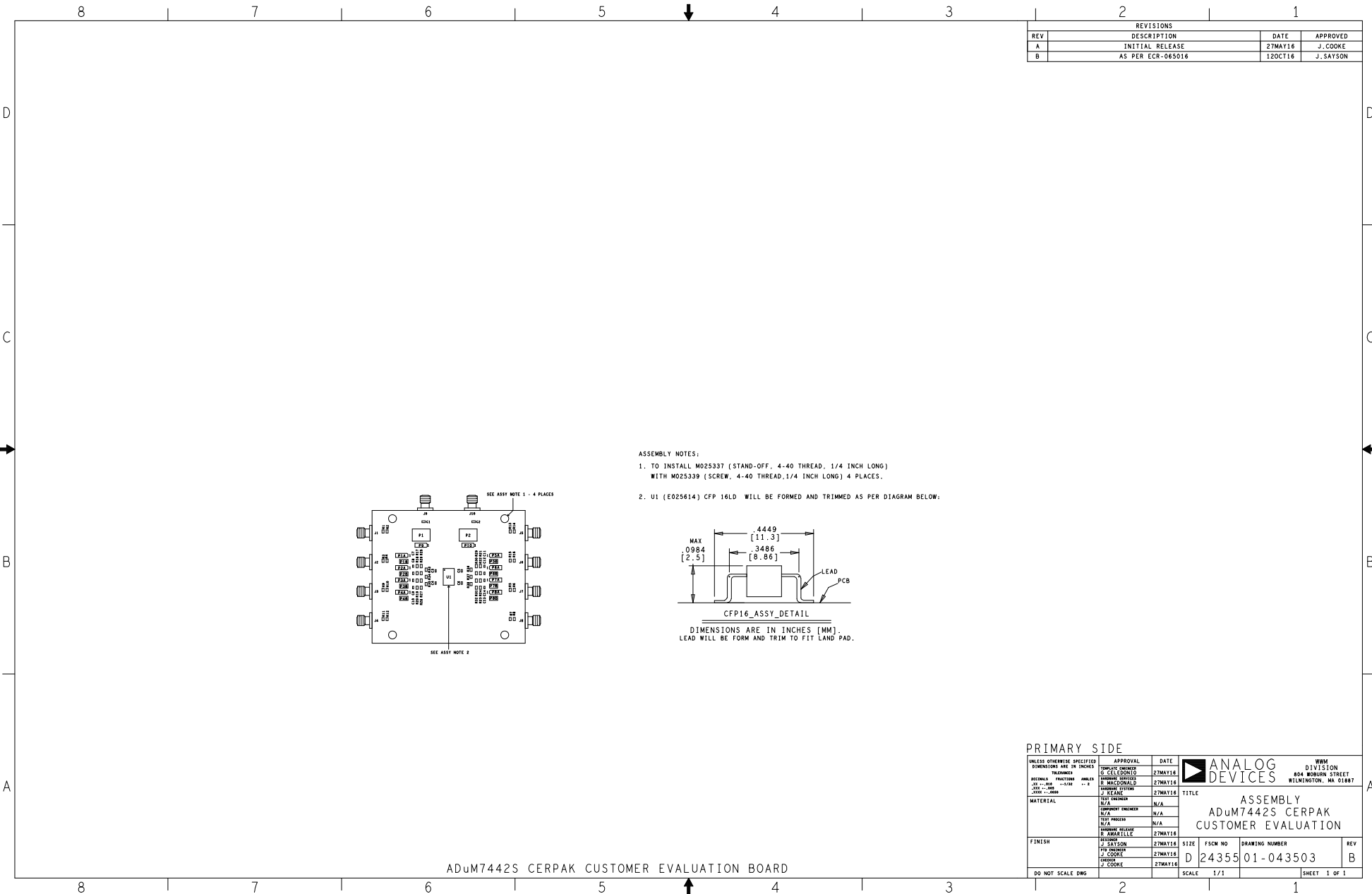
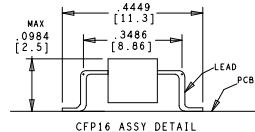
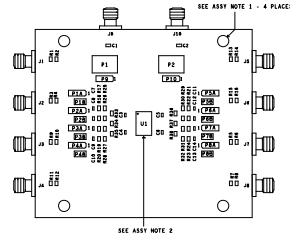


REVISIONS			
REV	DESCRIPTION	DATE	APPROVED
A	INITIAL RELEASE	27MAY16	J. COOKE
B	AS PER ECR-065016	12OCT16	J. SATYON



- ASSEMBLY NOTES:
1. TO INSTALL M025337 (STAND-OFF, 4-40 THREAD, 1/4 INCH LONG)
WITH M025339 (SCREW, 4-40 THREAD, 1/4 INCH LONG) 4 PLACES.
 2. U1 (E025614) CFP 16LD WILL BE FORMED AND TRIMMED AS PER DIAGRAM BELOW:



CFP16_ASSY_DETAIL
DIMENSIONS ARE IN INCHES [MM].
LEAD WILL BE FORM AND TRIM TO FIT LAND PAD.

ADuM7442S CERPAK CUSTOMER EVALUATION BOARD

PRIMARY SIDE			
UNLESS OTHERWISE SPECIFIED DIMENSIONS ARE IN INCHES	APPROVAL	DATE	
DESIGNED BY T. WANKS	DESIGNED BY D. CELEDONIO	27MAY16	
DRAWING NUMBER 01-043503	DRAWING OFFICE B. MACDONALD	27MAY16	
DATE 05/11/16	DESIGNED BY J. KEANE	27MAY16	
MATERIAL	TEST NUMBER	TITLE	
N/A	N/A	ASSEMBLY	
FORMER ENGINEER	N/A	ADuM7442S CERPAK	
TEST NUMBER	N/A	CUSTOMER EVALUATION	
DATE	N/A		
FORMER RELEASE	N/A		
DATE	N/A		
FINISH	DESIGNED BY J. SATYON	27MAY16	
FORMER ENGINEER	J. COOKE	27MAY16	
TEST NUMBER	J. COOKE	27MAY16	
DATE	J. COOKE	27MAY16	
DO NOT SCALE DWG	SCALE	1/1	
	SIZE	D 24355	
	FCMN NO	01-043503	
	DRAWING NUMBER		
	REV		B
			SHEET 1 of 1

